



## Pola Office + SDI Limited

Version No: 7.1.1.1  
Safety Data Sheet according to WHS and ADG requirements

Issue Date: 01/11/2019  
Print Date: 01/10/2020  
L.GHS.AUS.EN

### SECTION 1 Identification of the substance / mixture and of the company / undertaking

#### Product Identifier

Product name	Pola Office +
Synonyms	Not Available
Proper shipping name	HYDROGEN PEROXIDE, AQUEOUS SOLUTION with not less than 20% but not more than 60% hydrogen peroxide (stabilised as necessary)
Other means of identification	Not Available

#### Relevant identified uses of the substance or mixture and uses advised against

Relevant identified uses	To remove discoloration of teeth, to be performed by a dentist.
--------------------------	---

#### Details of the supplier of the safety data sheet

Registered company name	SDI Limited	SDI (North America) Inc.	SDi
Address	3-15 Brunson Street Bayswater VIC 3153 Australia	1279 Hamilton Parkway Itasca IL 60143 United States	Rua Dr. Virgílio de Carvalho Pinto, 612 Pinheiros, Sao Paulo 05415-020 Brazil
Telephone	+61 3 8727 7111 (Business Hours)	+1 630 361 9200 (Business hours) 1 800 228 5166	+55 11 3092 7100 (Business Hours)
Fax	+61 3 8727 7222	+1 630 361 9222	+55 11 3092 7101
Website	<a href="http://www.sdi.com.au">www.sdi.com.au</a>	<a href="http://www.sdi.com.au">http://www.sdi.com.au</a>	<a href="http://www.sdi.com.au/">http://www.sdi.com.au/</a>
Email	info@sdi.com.au	USA.Canada@sdi.com.au	Brasil@sdi.com.au

Registered company name	SDI Dental Limited
Address	Block 8, St Johns Court Santry Dublin 9 Ireland
Telephone	+353 1 886 9577 (Business Hours) 800 0225 5734
Fax	Not Available
Website	<a href="http://www.sdi.com.au/">http://www.sdi.com.au/</a>
Email	Ireland@sdi.com.au

#### Emergency telephone number

Association / Organisation	SDI Limited	SDi	SDI Dental Limited
Emergency telephone numbers	+61 3 8727 7111	+61 3 8727 7111	+61 3 8727 7111
Other emergency telephone numbers	ray.cahill@sdi.com.au	Not Available	Not Available

### SECTION 2 Hazards identification

#### Classification of the substance or mixture

Poisons Schedule	S6
Classification [1]	Acute Toxicity (Oral) Category 4, Skin Corrosion/Irritation Category 2, Serious Eye Damage Category 1, Specific target organ toxicity - single exposure Category 3 (respiratory tract irritation)
Legend:	1. Classification by vendor; 2. Classification drawn from HCIS; 3. Classification drawn from Regulation (EU) No 1272/2008 - Annex VI

#### Label elements

Hazard pictogram(s)	
Signal word	<b>Danger</b>
Hazard statement(s)	H302 Harmful if swallowed.

H315	Causes skin irritation.
H318	Causes serious eye damage.
H335	May cause respiratory irritation.

**Precautionary statement(s) Prevention**

P271	Use only outdoors or in a well-ventilated area.
P280	Wear protective gloves/protective clothing/eye protection/face protection.
P261	Avoid breathing mist/vapours/spray.
P270	Do not eat, drink or smoke when using this product.

**Precautionary statement(s) Response**

P305+P351+P338	IF IN EYES: Rinse cautiously with water for several minutes. Remove contact lenses, if present and easy to do. Continue rinsing.
P310	Immediately call a POISON CENTER or doctor/physician.
P321	Specific treatment (see advice on this label).
P362	Take off contaminated clothing and wash before reuse.
P301+P312	IF SWALLOWED: Call a POISON CENTER or doctor/physician if you feel unwell.
P302+P352	IF ON SKIN: Wash with plenty of water.
P304+P340	IF INHALED: Remove victim to fresh air and keep at rest in a position comfortable for breathing.
P330	Rinse mouth.
P332+P313	If skin irritation occurs: Get medical advice/attention.

**Precautionary statement(s) Storage**

P405	Store locked up.
P403+P233	Store in a well-ventilated place. Keep container tightly closed.

**Precautionary statement(s) Disposal**

P501	Dispose of contents/container to authorised hazardous or special waste collection point in accordance with any local regulation.
------	--

**SECTION 3 Composition / information on ingredients****Substances**

See section below for composition of Mixtures

**Mixtures**

CAS No	%[weight]	Name
7722-84-1	30-37.5	hydrogen peroxide

**SECTION 4 First aid measures****Description of first aid measures**

<b>Eye Contact</b>	<p>If this product comes in contact with the eyes:</p> <ul style="list-style-type: none"> <li>▶ Immediately hold eyelids apart and flush the eye continuously with running water.</li> <li>▶ Ensure complete irrigation of the eye by keeping eyelids apart and away from eye and moving the eyelids by occasionally lifting the upper and lower lids.</li> <li>▶ Continue flushing until advised to stop by the Poisons Information Centre or a doctor, or for at least 15 minutes.</li> <li>▶ Transport to hospital or doctor without delay.</li> <li>▶ Removal of contact lenses after an eye injury should only be undertaken by skilled personnel.</li> </ul>
<b>Skin Contact</b>	<p>If skin contact occurs:</p> <ul style="list-style-type: none"> <li>▶ Immediately remove all contaminated clothing, including footwear.</li> <li>▶ Flush skin and hair with running water (and soap if available).</li> <li>▶ Seek medical attention in event of irritation.</li> </ul>
<b>Inhalation</b>	<ul style="list-style-type: none"> <li>▶ If fumes or combustion products are inhaled remove from contaminated area.</li> <li>▶ Lay patient down. Keep warm and rested.</li> <li>▶ Prostheses such as false teeth, which may block airway, should be removed, where possible, prior to initiating first aid procedures.</li> <li>▶ Apply artificial respiration if not breathing, preferably with a demand valve resuscitator, bag-valve mask device, or pocket mask as trained. Perform CPR if necessary.</li> <li>▶ Transport to hospital, or doctor, without delay.</li> </ul>
<b>Ingestion</b>	<ul style="list-style-type: none"> <li>▶ <b>If swallowed do NOT induce vomiting.</b></li> <li>▶ If vomiting occurs, lean patient forward or place on left side (head-down position, if possible) to maintain open airway and prevent aspiration.</li> <li>▶ Observe the patient carefully.</li> <li>▶ Never give liquid to a person showing signs of being sleepy or with reduced awareness; i.e. becoming unconscious.</li> <li>▶ Give water to rinse out mouth, then provide liquid slowly and as much as casualty can comfortably drink.</li> <li>▶ Seek medical advice.</li> </ul>

**Indication of any immediate medical attention and special treatment needed**

Treat symptomatically.

**SECTION 5 Firefighting measures**

**Extinguishing media**

- ▶ Water spray or fog.
- ▶ Foam.
- ▶ Dry chemical powder.
- ▶ BCF (where regulations permit).
- ▶ Carbon dioxide.

**Special hazards arising from the substrate or mixture**

<b>Fire Incompatibility</b>	<ul style="list-style-type: none"> <li>▶ Avoid storage with reducing agents.</li> <li>▶ Avoid any contamination of this material as it is very reactive and any contamination is potentially hazardous</li> </ul>
-----------------------------	---

**Advice for firefighters**

<b>Fire Fighting</b>	<ul style="list-style-type: none"> <li>▶ Alert Fire Brigade and tell them location and nature of hazard.</li> <li>▶ May be violently or explosively reactive.</li> <li>▶ Wear full body protective clothing with breathing apparatus.</li> <li>▶ Prevent, by any means available, spillage from entering drains or water courses.</li> <li>▶ Fight fire from a safe distance, with adequate cover.</li> <li>▶ Extinguishers should be used only by trained personnel.</li> <li>▶ Use water delivered as a fine spray to control fire and cool adjacent area.</li> <li>▶ <b>DO NOT</b> approach containers suspected to be hot.</li> <li>▶ Cool fire exposed containers with water spray from a protected location.</li> <li>▶ If safe to do so, remove containers from path of fire.</li> <li>▶ If fire gets out of control withdraw personnel and warn against entry.</li> <li>▶ Equipment should be thoroughly decontaminated after use.</li> </ul>
<b>Fire/Explosion Hazard</b>	<ul style="list-style-type: none"> <li>▶ Will not burn but increases intensity of fire.</li> <li>▶ Heating may cause expansion or decomposition leading to violent rupture of containers.</li> <li>▶ Heat affected containers remain hazardous.</li> <li>▶ Contact with combustibles such as wood, paper, oil or finely divided metal may produce spontaneous combustion or violent decomposition.</li> <li>▶ May emit irritating, poisonous or corrosive fumes.</li> </ul>
<b>HAZCHEM</b>	2P

**SECTION 6 Accidental release measures****Personal precautions, protective equipment and emergency procedures**

See section 8

**Environmental precautions**

See section 12

**Methods and material for containment and cleaning up**

<b>Minor Spills</b>	<ul style="list-style-type: none"> <li>▶ Drains for storage or use areas should have retention basins for pH adjustments and dilution of spills before discharge or disposal of material.</li> <li>▶ Check regularly for spills and leaks.</li> <li>▶ Clean up all spills immediately.</li> <li>▶ No smoking, naked lights, ignition sources.</li> <li>▶ Avoid all contact with any organic matter including fuel, solvents, sawdust, paper or cloth and other incompatible materials, as ignition may result.</li> <li>▶ Avoid breathing dust or vapours and all contact with skin and eyes.</li> <li>▶ Control personal contact with the substance, by using protective equipment.</li> <li>▶ Contain and absorb spill with dry sand, earth, inert material or vermiculite.</li> <li>▶ <b>DO NOT use sawdust as fire may result.</b></li> <li>▶ Scoop up solid residues and seal in labelled drums for disposal.</li> <li>▶ Neutralise/decontaminate area.</li> </ul>
<b>Major Spills</b>	<ul style="list-style-type: none"> <li>▶ Clear area of personnel and move upwind.</li> <li>▶ Alert Fire Brigade and tell them location and nature of hazard.</li> <li>▶ May be violently or explosively reactive.</li> <li>▶ Wear full body protective clothing with breathing apparatus.</li> <li>▶ Prevent, by any means available, spillage from entering drains or water course.</li> <li>▶ Consider evacuation (or protect in place).</li> <li>▶ No smoking, flames or ignition sources.</li> <li>▶ Increase ventilation.</li> <li>▶ Contain spill with sand, earth or other clean, inert materials.</li> <li>▶ <b>NEVER</b> use organic absorbents such as sawdust, paper, cloth; as fire may result.</li> <li>▶ Avoid any contamination by organic matter.</li> <li>▶ Use spark-free and explosion-proof equipment.</li> <li>▶ Collect any recoverable product into labelled containers for possible recycling.</li> <li>▶ <b>DO NOT mix fresh with recovered material.</b></li> <li>▶ Collect residues and seal in labelled drums for disposal.</li> <li>▶ Wash area and prevent runoff into drains.</li> <li>▶ Decontaminate equipment and launder all protective clothing before storage and re-use.</li> <li>▶ If contamination of drains or waterways occurs advise emergency services.</li> </ul>

Personal Protective Equipment advice is contained in Section 8 of the SDS.

**SECTION 7 Handling and storage****Precautions for safe handling**

<b>Safe handling</b>	<ul style="list-style-type: none"> <li>For oxidisers, including peroxides.</li> <li>· Avoid personal contact and inhalation of dust, mist or vapours.</li> </ul>
----------------------	--

	<ul style="list-style-type: none"> <li>· Provide adequate ventilation.</li> <li>· Always wear protective equipment and wash off any spillage from clothing.</li> <li>· Keep material away from light, heat, flammables or combustibles.</li> <li>· Keep cool, dry and away from incompatible materials.</li> <li>· Avoid physical damage to containers.</li> <li>· <b>DO NOT repack or return unused portions to original containers.</b> Withdraw only sufficient amounts for immediate use.</li> <li>· Use only minimum quantity required.</li> <li>· Avoid using solutions of peroxides in volatile solvents. Solvent evaporation should be controlled to avoid dangerous concentration of the peroxide.</li> <li>· <b>Do NOT allow oxidisers to contact iron or compounds of iron, cobalt, or copper, metal oxide salts, acids or bases.</b></li> <li>· <b>Do NOT use metal spatulas to handle oxidisers</b></li> <li>· <b>Do NOT use glass containers with screw cap lids or glass stoppers.</b></li> <li>· <b>Store peroxides at the lowest possible temperature, consistent with their solubility and freezing point.</b></li> <li>· <b>CAUTION: Do NOT store liquids or solutions of peroxides at a temperature below that at which the oxidiser freezes or precipitates.</b></li> </ul> <p>Peroxides, in particular, in this form are extremely shock and heat-sensitive. Refrigerated storage of peroxides must <b>ONLY</b> be in explosion-proof units.</p> <ul style="list-style-type: none"> <li>· The hazards and consequences of fires and explosions during synthesis and use of oxidisers is widely recognised; spontaneous or induced decomposition may culminate in a variety of ways, ranging from moderate gassing to spontaneous ignition or explosion. The heat released from spontaneous decomposition of an energy-rich compound causes a rise in the surrounding temperature; the temperature will rise until thermal balance is established or until the material heats to decomposition.</li> <li>· The most effective means for minimising the consequences of an accident is to limit quantities to a practical minimum. Even gram-scale explosions can be serious. Once ignited the burning of peroxides cannot be controlled and the area should be evacuated.</li> <li>· Unless there is compelling reason to do otherwise, peroxide concentration should be limited to 10% (or less with vigorous reactants). Peroxide concentration is rarely as high as 1% in the reaction mixture of polymerisation or other free-radical reactions.</li> <li>· Oxidisers should be added slowly and cautiously to the reaction medium. This should be completed prior to heating and with good agitation.</li> <li>· Addition oxidisers to the hot monomer is extremely dangerous. A violent reaction (e.g., fire or explosion) can result from inadvertent mixing of promoters (frequently used with peroxides in polymerisation systems) with full-strength oxidisers</li> <li>· Organic peroxides are very sensitive to contamination (especially heavy-metal compounds, metal oxide salts, alkaline materials including amines, strong acids, and many varieties of dust and dirt). This can initiate rapid, uncontrolled decomposition of peroxides and possible generation of intense heat, fire or explosion. The consequences of accidental contamination from returning withdrawn material to the storage container can be disastrous.</li> <li>· When handling <b>NEVER</b> smoke, eat or drink.</li> <li>· Always wash hands with soap and water after handling.</li> <li>· Use only good occupational work practice.</li> <li>· Observe manufacturer's storage and handling recommendations contained within this MSDS.</li> </ul>
<b>Other information</b>	<p><b>Do not</b> store in direct sunlight.  Store in a dry and well ventilated-area, away from heat and sunlight.  Store between 2 and 8 deg C.</p>

#### Conditions for safe storage, including any incompatibilities

<b>Suitable container</b>	<ul style="list-style-type: none"> <li>▶ <b>DO NOT repack.</b> Use containers supplied by manufacturer only.</li> </ul>
<b>Storage incompatibility</b>	<ul style="list-style-type: none"> <li>▶ Avoid any contamination of this material as it is very reactive and any contamination is potentially hazardous</li> <li>▶ Avoid storage with reducing agents.</li> <li>▶ Avoid strong acids, bases.</li> </ul>

### SECTION 8 Exposure controls / personal protection

#### Control parameters

##### Occupational Exposure Limits (OEL)

##### INGREDIENT DATA

Source	Ingredient	Material name	TWA	STEL	Peak	Notes
Australia Exposure Standards	hydrogen peroxide	Hydrogen peroxide	1 ppm / 1.4 mg/m3	Not Available	Not Available	Not Available

##### Emergency Limits

Ingredient	Material name	TEEL-1	TEEL-2	TEEL-3
hydrogen peroxide	Hydrogen peroxide	Not Available	Not Available	Not Available


Ingredient	Original IDLH	Revised IDLH
hydrogen peroxide	75 ppm	Not Available

##### MATERIAL DATA

#### Exposure controls

<b>Appropriate engineering controls</b>	<p>Engineering controls are used to remove a hazard or place a barrier between the worker and the hazard. Well-designed engineering controls can be highly effective in protecting workers and will typically be independent of worker interactions to provide this high level of protection. The basic types of engineering controls are:</p> <p>Process controls which involve changing the way a job activity or process is done to reduce the risk.</p> <p>Enclosure and/or isolation of emission source which keeps a selected hazard "physically" away from the worker and ventilation that strategically "adds" and "removes" air in the work environment. Ventilation can remove or dilute an air contaminant if designed properly. The design of a ventilation system must match the particular process and chemical or contaminant in use.</p> <p>Employers may need to use multiple types of controls to prevent employee overexposure.</p> <p>Local exhaust ventilation usually required. If risk of overexposure exists, wear approved respirator. Correct fit is essential to obtain adequate protection. Supplied-air type respirator may be required in special circumstances. Correct fit is essential to ensure adequate protection. An approved self contained breathing apparatus (SCBA) may be required in some situations.</p> <p>Provide adequate ventilation in warehouse or closed storage area. Air contaminants generated in the workplace possess varying "escape" velocities which, in turn, determine the "capture velocities" of fresh circulating air required to effectively remove the contaminant.</p> <p>Type of Contaminant: _____ Air Speed: _____</p>
---	--

## Pola Office +

	solvent, vapours, degreasing etc., evaporating from tank (in still air).	0.25-0.5 m/s (50-100 f/min.)
	aerosols, fumes from pouring operations, intermittent container filling, low speed conveyer transfers, welding, spray drift, plating acid fumes, pickling (released at low velocity into zone of active generation)	0.5-1 m/s (100-200 f/min.)
	direct spray, spray painting in shallow booths, drum filling, conveyer loading, crusher dusts, gas discharge (active generation into zone of rapid air motion)	1-2.5 m/s (200-500 f/min.)
	grinding, abrasive blasting, tumbling, high speed wheel generated dusts (released at high initial velocity into zone of very high rapid air motion).	2.5-10 m/s (500-2000 f/min.)
	Within each range the appropriate value depends on:	
	Lower end of the range	Upper end of the range
	1: Room air currents minimal or favourable to capture	1: Disturbing room air currents
	2: Contaminants of low toxicity or of nuisance value only.	2: Contaminants of high toxicity
	3: Intermittent, low production.	3: High production, heavy use
	4: Large hood or large air mass in motion	4: Small hood-local control only
	Simple theory shows that air velocity falls rapidly with distance away from the opening of a simple extraction pipe. Velocity generally decreases with the square of distance from the extraction point (in simple cases). Therefore the air speed at the extraction point should be adjusted, accordingly, after reference to distance from the contaminating source. The air velocity at the extraction fan, for example, should be a minimum of 1-2 m/s (200-400 f/min) for extraction of solvents generated in a tank 2 meters distant from the extraction point. Other mechanical considerations, producing performance deficits within the extraction apparatus, make it essential that theoretical air velocities are multiplied by factors of 10 or more when extraction systems are installed or used.	
<b>Personal protection</b>		
<b>Eye and face protection</b>	<ul style="list-style-type: none"> <li>▶ Chemical goggles.</li> <li>▶ Full face shield may be required for supplementary but never for primary protection of eyes.</li> <li>▶ Contact lenses may pose a special hazard; soft contact lenses may absorb and concentrate irritants. A written policy document, describing the wearing of lenses or restrictions on use, should be created for each workplace or task. This should include a review of lens absorption and adsorption for the class of chemicals in use and an account of injury experience. Medical and first-aid personnel should be trained in their removal and suitable equipment should be readily available. In the event of chemical exposure, begin eye irrigation immediately and remove contact lens as soon as practicable. Lens should be removed at the first signs of eye redness or irritation - lens should be removed in a clean environment only after workers have washed hands thoroughly. [CDC NIOSH Current Intelligence Bulletin 59], [AS/NZS 1336 or national equivalent]</li> </ul>	
<b>Skin protection</b>	See Hand protection below	
<b>Hands/feet protection</b>	<ul style="list-style-type: none"> <li>▶ Wear chemical protective gloves, e.g. PVC.</li> <li>▶ Wear safety footwear or safety gumboots, e.g. Rubber</li> </ul>	
<b>Body protection</b>	See Other protection below	
<b>Other protection</b>	<ul style="list-style-type: none"> <li>▶ Overalls.</li> <li>▶ PVC Apron.</li> <li>▶ PVC protective suit may be required if exposure severe.</li> <li>▶ Eyewash unit.</li> <li>▶ Ensure there is ready access to a safety shower.</li> </ul>	

**Respiratory protection**

Type B Filter of sufficient capacity. (AS/NZS 1716 & 1715, EN 143:2000 & 149:2001, ANSI Z88 or national equivalent)

Where the concentration of gas/particulates in the breathing zone, approaches or exceeds the "Exposure Standard" (or ES), respiratory protection is required. Degree of protection varies with both face-piece and Class of filter; the nature of protection varies with Type of filter.

Required Minimum Protection Factor	Half-Face Respirator	Full-Face Respirator	Powered Air Respirator
up to 10 x ES	B-AUS	-	B-PAPR-AUS / Class 1
up to 50 x ES	-	B-AUS / Class 1	-
up to 100 x ES	-	B-2	B-PAPR-2 ^

^ - Full-face

A(All classes) = Organic vapours, B AUS or B1 = Acid gasses, B2 = Acid gas or hydrogen cyanide(HCN), B3 = Acid gas or hydrogen cyanide(HCN), E = Sulfur dioxide(SO<sub>2</sub>), G = Agricultural chemicals, K = Ammonia(NH<sub>3</sub>), Hg = Mercury, NO = Oxides of nitrogen, MB = Methyl bromide, AX = Low boiling point organic compounds(below 65 degC)

**SECTION 9 Physical and chemical properties****Information on basic physical and chemical properties**

<b>Appearance</b>	Clear blue gel, mixes with water.		
<b>Physical state</b>	Gel	<b>Relative density (Water = 1)</b>	Not Available
<b>Odour</b>	Not Available	<b>Partition coefficient n-octanol / water</b>	Not Available
<b>Odour threshold</b>	Not Available	<b>Auto-ignition temperature (°C)</b>	Not Available
<b>pH (as supplied)</b>	6.5-8	<b>Decomposition temperature</b>	Not Available
<b>Melting point / freezing point (°C)</b>	Not Available	<b>Viscosity (cSt)</b>	Not Available

Continued...

## Pola Office +

Initial boiling point and boiling range (°C)	Not Available	Molecular weight (g/mol)	Not Applicable
Flash point (°C)	Not Available	Taste	Not Available
Evaporation rate	Not Available	Explosive properties	Not Available
Flammability	Not Available	Oxidising properties	Not Available
Upper Explosive Limit (%)	Not Available	Surface Tension (dyn/cm or mN/m)	Not Available
Lower Explosive Limit (%)	Not Available	Volatile Component (%vol)	Not Available
Vapour pressure (kPa)	Not Available	Gas group	Not Available
Solubility in water	Miscible	pH as a solution (1%)	Not Available
Vapour density (Air = 1)	Not Available	VOC g/L	Not Available

## SECTION 10 Stability and reactivity

Reactivity	See section 7
Chemical stability	<ul style="list-style-type: none"> <li>▶ Unstable in the presence of incompatible materials.</li> <li>▶ Product is considered stable under normal handling conditions.</li> <li>▶ Prolonged exposure to heat.</li> <li>▶ Hazardous polymerisation will not occur.</li> </ul> Solutions of hydrogen peroxide slowly decompose, releasing oxygen, and so are often stabilised by the addition of acetanilide, etc.
Possibility of hazardous reactions	See section 7
Conditions to avoid	See section 7
Incompatible materials	See section 7
Hazardous decomposition products	See section 5

## SECTION 11 Toxicological information

## Information on toxicological effects

Inhaled	<p>Evidence shows, or practical experience predicts, that the material produces irritation of the respiratory system, in a substantial number of individuals, following inhalation. In contrast to most organs, the lung is able to respond to a chemical insult by first removing or neutralising the irritant and then repairing the damage. The repair process, which initially evolved to protect mammalian lungs from foreign matter and antigens, may however, produce further lung damage resulting in the impairment of gas exchange, the primary function of the lungs. Respiratory tract irritation often results in an inflammatory response involving the recruitment and activation of many cell types, mainly derived from the vascular system.</p> <p>Inhalation of vapours or aerosols (mists, fumes), generated by the material during the course of normal handling, may be damaging to the health of the individual.</p>
Ingestion	Accidental ingestion of the material may be harmful; animal experiments indicate that ingestion of less than 150 gram may be fatal or may produce serious damage to the health of the individual.
Skin Contact	<p>Evidence exists, or practical experience predicts, that the material either produces inflammation of the skin in a substantial number of individuals following direct contact, and/or produces significant inflammation when applied to the healthy intact skin of animals, for up to four hours, such inflammation being present twenty-four hours or more after the end of the exposure period. Skin irritation may also be present after prolonged or repeated exposure; this may result in a form of contact dermatitis (nonallergic). The dermatitis is often characterised by skin redness (erythema) and swelling (oedema) which may progress to blistering (vesiculation), scaling and thickening of the epidermis. At the microscopic level there may be intercellular oedema of the spongy layer of the skin (spongiosis) and intracellular oedema of the epidermis.</p> <p>The material may accentuate any pre-existing dermatitis condition</p> <p>Skin contact will result in rapid drying, bleaching, leading to chemical burns on prolonged contact</p> <p>Open cuts, abraded or irritated skin should not be exposed to this material</p> <p>Entry into the blood-stream through, for example, cuts, abrasions, puncture wounds or lesions, may produce systemic injury with harmful effects. Examine the skin prior to the use of the material and ensure that any external damage is suitably protected.</p>
Eye	When applied to the eye(s) of animals, the material produces severe ocular lesions which are present twenty-four hours or more after instillation.
Chronic	Long-term exposure to respiratory irritants may result in disease of the airways involving difficult breathing and related systemic problems. Limited evidence suggests that repeated or long-term occupational exposure may produce cumulative health effects involving organs or biochemical systems.

Pola Office +	<b>TOXICITY</b>	<b>IRRITATION</b>
	Not Available	Not Available
hydrogen peroxide	<b>TOXICITY</b>	<b>IRRITATION</b>
	50 mg/kg <sup>[2]</sup>	Not Available
	500 mg/kg <sup>[2]</sup>	
	Dermal (rabbit) LD50: 4060 mg/kg <sup>[2]</sup>	
	Inhalation (rat) LC50: 2 mg/l/4H <sup>[2]</sup>	
	Oral (rat) LD50: =1193-1270 mg/kg <sup>[2]</sup>	
	Oral (rat) LD50: >225 mg/kg <sup>[2]</sup>	
	Oral (rat) LD50: >5000 mg/kg <sup>[2]</sup>	
	Oral (rat) LD50: 1270 mg/kg <sup>[1]</sup>	

**Legend:** 1. Value obtained from Europe ECHA Registered Substances - Acute toxicity 2.\* Value obtained from manufacturer's SDS. Unless otherwise specified data extracted from RTECS - Register of Toxic Effect of chemical Substances

No significant acute toxicological data identified in literature search.

Asthma-like symptoms may continue for months or even years after exposure to the material ceases. This may be due to a non-allergenic condition known as reactive airways dysfunction syndrome (RADS) which can occur following exposure to high levels of highly irritating compound. Key criteria for the diagnosis of RADS include the absence of preceding respiratory disease, in a non-atopic individual, with abrupt onset of persistent asthma-like symptoms within minutes to hours of a documented exposure to the irritant. A reversible airflow pattern, on spirometry, with the presence of moderate to severe bronchial hyperreactivity on methacholine challenge testing and the lack of minimal lymphocytic inflammation, without eosinophilia, have also been included in the criteria for diagnosis of RADS. RADS (or asthma) following an irritating inhalation is an infrequent disorder with rates related to the concentration of and duration of exposure to the irritating substance. Industrial bronchitis, on the other hand, is a disorder that occurs as result of exposure due to high concentrations of irritating substance (often particulate in nature) and is completely reversible after exposure ceases. The disorder is characterised by dyspnea, cough and mucus production.

For hydrogen peroxide:

Hazard increases with peroxide concentration, high concentrations contain an additive stabiliser.

#### Pharmacokinetics

Hydrogen peroxide is a normal product of metabolism. It is readily decomposed by catalase in normal cells. In experimental animals exposed to hydrogen peroxide, target organs affected include the lungs, intestine, thymus, liver, and kidney, suggesting its distribution to those sites. Hydrogen peroxide has been detected in breath.

- ▶ Absorption: Hydrogen peroxide is decomposed in the bowel before absorption. When applied to tissue, solutions of hydrogen peroxide have poor penetrability.
- ▶ Distribution: Hydrogen peroxide is produced metabolically in intact cells and tissues. It is formed by reduction of oxygen either directly in a two-electron transfer reaction, often catalysed by flavoproteins, or by an initial one-electron step to O<sub>2</sub> followed by dismutation to hydrogen peroxide.
- ▶ Hydrogen peroxide has been detected in serum and in intact liver. based on the results of toxicity studies, the lungs, intestine, thymus, liver, and kidney may be distribution sites. In rabbits and cats that died after intravenous administration of hydrogen peroxide, the lungs were pale and emphysematous. Following intraperitoneal injection of hydrogen peroxide in mice, pyknotic nuclei were induced in the intestine and thymus (IARC 1985). Degeneration of hepatic and renal tubular epithelial tissue was observed following oral administration of hydrogen peroxide to mice.
- ▶ Metabolism: Glutathione peroxidase, responsible for decomposing hydrogen peroxide, is present in normal human tissues (IARC 1985). When hydrogen peroxide comes in contact with catalase, an enzyme found in blood and most tissues, it rapidly decomposes into oxygen and water.
- ▶ Excretion: Hydrogen peroxide has been detected in human breath at levels ranging from 1.0+/-0.5 g/L to 0.34+/-0.17 g/L.

#### Carcinogenicity

Gastric and duodenal lesions including adenomas, carcinomas, and adenocarcinomas have been observed in mice treated orally with hydrogen peroxide. Marked strain differences in the incidence of tumors have been observed. Papilloma development has been observed in mice treated by dermal application.

#### Genotoxicity

Hydrogen peroxide induced DNA damage, sister chromatid exchanges and chromosomal aberrations in mammalian cells *in vitro*. Hydrogen peroxide induced DNA damage in bacteria (*E. coli*), and was mutagenic to bacteria (*Salmonella typhimurium*) and the fungi, *Neurospora crassa* and *Aspergillus chevallieri*, but not to *Streptomyces griseoflavus*. It was not mutagenic to *Drosophila melanogaster* or to mammalian cells *in vitro*.

#### Developmental Toxicity

Malformations have been observed in chicken embryos treated with hydrogen peroxide, but experiments with mice and rats have been negative. Female rats that received 0.45% hydrogen peroxide (equivalent to approximately 630 mg/kg/day)<sup>7</sup> as the sole drinking fluid for five weeks produced normal litters when mated with untreated males.

Doses of 1.4 to 11 mol/egg hydrogen peroxide (purity 30%) dissolved in water were injected into the airspace of groups of 20-30 white leghorn chicken eggs on day 3 of incubation.

Embryos were examined on day 14. The incidence of embryonic deaths and malformations was dose-related and detected at doses of 2.8 mol/egg and above. The combined ED50 was 2.7 mol/egg.

#### Reproductive Toxicity

A 1% solution of hydrogen peroxide (equivalent to 1900 mg/kg/day) given as the sole drinking fluid to three-month-old male mice for 7-28 days did not cause infertility.

The substance is classified by IARC as Group 3:

**NOT** classifiable as to its carcinogenicity to humans.

Evidence of carcinogenicity may be inadequate or limited in animal testing.

## HYDROGEN PEROXIDE

Acute Toxicity	✓	Carcinogenicity	✗
Skin Irritation/Corrosion	✓	Reproductivity	✗
Serious Eye Damage/Irritation	✓	STOT - Single Exposure	✓
Respiratory or Skin sensitisation	✗	STOT - Repeated Exposure	✗
Mutagenicity	✗	Aspiration Hazard	✗

**Legend:** ✗ – Data either not available or does not fill the criteria for classification  
 ✓ – Data available to make classification

## SECTION 12 Ecological information

### Toxicity

Pola Office +	Endpoint	Test Duration (hr)	Species	Value	Source
	Not Available	Not Available	Not Available	Not Available	Not Available

hydrogen peroxide	Endpoint	Test Duration (hr)	Species	Value	Source
	LC50	96	Fish	16.4mg/L	2
	EC50	48	Crustacea	2mg/L	2
	EC50	72	Algae or other aquatic plants	0.85mg/L	2

Continued...

## Pola Office +

	NOEC	72	Algae or other aquatic plants	=0.1mg/L	1
<b>Legend:</b>	Extracted from 1. IUCLID Toxicity Data 2. Europe ECHA Registered Substances - Ecotoxicological Information - Aquatic Toxicity 3. EPIWIN Suite V3.12 (QSAR) - Aquatic Toxicity Data (Estimated) 4. US EPA, Ecotox database - Aquatic Toxicity Data 5. ECETOC Aquatic Hazard Assessment Data 6. NITE (Japan) - Bioconcentration Data 7. METI (Japan) - Bioconcentration Data 8. Vendor Data				

**DO NOT** discharge into sewer or waterways.

## Persistence and degradability

Ingredient	Persistence: Water/Soil	Persistence: Air
hydrogen peroxide	LOW	LOW

## Bioaccumulative potential

Ingredient	Bioaccumulation
hydrogen peroxide	LOW (LogKOW = -1.571)

## Mobility in soil

Ingredient	Mobility
hydrogen peroxide	LOW (KOC = 14.3)

## SECTION 13 Disposal considerations

## Waste treatment methods

<b>Product / Packaging disposal</b>	<ul style="list-style-type: none"> <li>▶ <b>DO NOT</b> allow wash water from cleaning or process equipment to enter drains.</li> <li>▶ It may be necessary to collect all wash water for treatment before disposal.</li> <li>▶ In all cases disposal to sewer may be subject to local laws and regulations and these should be considered first.</li> <li>▶ Where in doubt contact the responsible authority.</li> </ul> <p>Consult State Land Waste Management Authority for disposal. Bury residue in an authorised landfill.</p>
-------------------------------------	---

## SECTION 14 Transport information

## Labels Required

	 
<b>Marine Pollutant</b>	NO
<b>HAZCHEM</b>	2P

## Land transport (ADG)

<b>UN number</b>	2014	
<b>UN proper shipping name</b>	HYDROGEN PEROXIDE, AQUEOUS SOLUTION with not less than 20% but not more than 60% hydrogen peroxide (stabilised as necessary)	
<b>Transport hazard class(es)</b>	Class	5.1
	Subrisk	8
<b>Packing group</b>	II	
<b>Environmental hazard</b>	Not Applicable	
<b>Special precautions for user</b>	Special provisions	Not Applicable
	Limited quantity	1 L

## Air transport (ICAO-IATA / DGR)

<b>UN number</b>	2014	
<b>UN proper shipping name</b>	Hydrogen peroxide, aqueous solution with more than 40% but 60% or less hydrogen peroxide (stabilized as necessary); Hydrogen peroxide, aqueous solution with 20% or more but 40% or less hydrogen peroxide (stabilized as necessary)	
<b>Transport hazard class(es)</b>	ICAO/IATA Class	5.1
	ICAO / IATA Subrisk	8
	ERG Code	5C
<b>Packing group</b>	II	
<b>Environmental hazard</b>	Not Applicable	
<b>Special precautions for user</b>	Special provisions	A2 A75
	Cargo Only Packing Instructions	554; Forbidden

Continued...



## Pola Office +

Cargo Only Maximum Qty / Pack	5 L; Forbidden
Passenger and Cargo Packing Instructions	550; Forbidden
Passenger and Cargo Maximum Qty / Pack	1 L; Forbidden
Passenger and Cargo Limited Quantity Packing Instructions	Y540; Forbidden
Passenger and Cargo Limited Maximum Qty / Pack	0.5 L; Forbidden

## Sea transport (IMDG-Code / GGVSee)

UN number	2014	
UN proper shipping name	HYDROGEN PEROXIDE, AQUEOUS SOLUTION with not less than 20% but not more than 60% hydrogen peroxide (stabilized as necessary)	
Transport hazard class(es)	IMDG Class	5.1
	IMDG Subrisk	8
Packing group	II	
Environmental hazard	Not Applicable	
Special precautions for user	EMS Number	F-H , S-Q
	Special provisions	Not Applicable
	Limited Quantities	1 L

## Transport in bulk according to Annex II of MARPOL and the IBC code

Not Applicable

If packed as Chemical kits the following classification may be considered if all ICAO/IATA transport requirements are met: Chemical Kit UN3316 - Class 9, SP A44 &amp; A163.

## SECTION 15 Regulatory information

## Safety, health and environmental regulations / legislation specific for the substance or mixture

## hydrogen peroxide is found on the following regulatory lists

Australia Hazardous Chemical Information System (HCIS) - Hazardous Chemicals  
 Australia Standard for the Uniform Scheduling of Medicines and Poisons (SUSMP) - Schedule 10 / Appendix C

Australia Standard for the Uniform Scheduling of Medicines and Poisons (SUSMP) - Schedule 5

Australia Standard for the Uniform Scheduling of Medicines and Poisons (SUSMP) - Schedule 6

Australian Inventory of Industrial Chemicals (AIIC)

International Agency for Research on Cancer (IARC) - Agents Classified by the IARC Monographs

## National Inventory Status

National Inventory	Status
Australia - AIIC	Yes
Australia - Non-Industrial Use	No (hydrogen peroxide)
Canada - DSL	Yes
Canada - NDSL	No (hydrogen peroxide)
China - IECSC	Yes
Europe - EINEC / ELINCS / NLP	Yes
Japan - ENCS	Yes
Korea - KECI	Yes
New Zealand - NZIoC	Yes
Philippines - PICCS	Yes
USA - TSCA	Yes
Taiwan - TCSI	Yes
Mexico - INSQ	Yes
Vietnam - NCI	Yes
Russia - ARIPS	Yes
<b>Legend:</b>	Yes = All CAS declared ingredients are on the inventory No = One or more of the CAS listed ingredients are not on the inventory and are not exempt from listing(see specific ingredients in brackets)

## SECTION 16 Other information

Revision Date	01/11/2019
Initial Date	09/11/2015

## SDS Version Summary

Version	Issue Date	Sections Updated
6.1.1.1	18/05/2017	Ingredients, Physical Properties
7.1.1.1	01/11/2019	One-off system update. NOTE: This may or may not change the GHS classification

**Other information**

Classification of the preparation and its individual components has drawn on official and authoritative sources as well as independent review by SDI Limited using available literature references.

The SDS is a Hazard Communication tool and should be used to assist in the Risk Assessment. Many factors determine whether the reported Hazards are Risks in the workplace or other settings. Risks may be determined by reference to Exposures Scenarios. Scale of use, frequency of use and current or available engineering controls must be considered.

**Definitions and abbreviations**

PC—TWA: Permissible Concentration-Time Weighted Average  
PC—STEL: Permissible Concentration-Short Term Exposure Limit  
IARC: International Agency for Research on Cancer  
ACGIH: American Conference of Governmental Industrial Hygienists  
STEL: Short Term Exposure Limit  
TEEL: Temporary Emergency Exposure Limit.  
IDLH: Immediately Dangerous to Life or Health Concentrations  
OSF: Odour Safety Factor  
NOAEL :No Observed Adverse Effect Level  
LOAEL: Lowest Observed Adverse Effect Level  
TLV: Threshold Limit Value  
LOD: Limit Of Detection  
OTV: Odour Threshold Value  
BCF: BioConcentration Factors  
BEI: Biological Exposure Index

The information contained in the Safety Data Sheet is based on data considered to be accurate, however, no warranty is expressed or implied regarding the accuracy of the data or the results to be obtained from the use thereof.

**Other information:**

Prepared by: SDI Limited  
3-15 Brunson Street, Bayswater Victoria, 3153, Australia  
Phone Number: +61 3 8727 7111  
Department issuing SDS: Research and Development  
Contact: Technical Director



## Gingival Barrier

### SDI Limited

Version No: 6.1.1.1

Safety Data Sheet (Conforms to Regulations (EC) No 2015/830)

Issue Date: 18/03/2016

Print Date: 23/03/2016

Initial Date: Not Available

L.REACH.GBR.EN

## SECTION 1 IDENTIFICATION OF THE SUBSTANCE / MIXTURE AND OF THE COMPANY / UNDERTAKING

### 1.1. Product Identifier

Product name	Gingival Barrier
Synonyms	Not Available
Other means of identification	Not Available

### 1.2. Relevant identified uses of the substance or mixture and uses advised against

Relevant identified uses	For tissue isolation by dental professionals.
Uses advised against	Not Applicable

### 1.3. Details of the supplier of the safety data sheet

Registered company name	SDI Limited	SDI Brazil Industria E Comercio Ltda	SDI Germany GmbH
Address	3-15 Brunsdon Street VIC Bayswater 3153 Australia	Rua Dr. Virgilio de Carvalho Pinto, 612 São Paulo CEP 05415-020 Brazil	Hansestrasse 85 Cologne D-51149 Germany
Telephone	+61 3 8727 7111 (Business Hours)	+55 11 3092 7100	+49 0 2203 9255 0
Fax	+61 3 8727 7222	+55 11 3092 7101	+49 0 2203 9255 200
Website	www.sdi.com.au	www.sdi.com.au	www.sdi.com.au
Email	info@sdi.com.au	brasil@sdi.com.au	germany@sdi.com.au

Registered company name	SDI (North America) Inc.
Address	1279 Hamilton Parkway IL Itasca 60143 United States
Telephone	+1 630 361 9200 (Business hours)
Fax	Not Available
Website	Not Available
Email	USA.Canada@sdi.com.au

### 1.4. Emergency telephone number

Association / Organisation	SDI Limited	Not Available	Not Available
Emergency telephone numbers	+61 3 8727 7111	Not Available	Not Available
Other emergency telephone numbers	raycahill@sdi.com.au	Not Available	Not Available

Association / Organisation	Not Available
Emergency telephone numbers	+61 3 8727 7111
Other emergency telephone numbers	Not Available

## SECTION 2 HAZARDS IDENTIFICATION

### 2.1. Classification of the substance or mixture

**Considered a dangerous mixture according to directive 1999/45/EC, Reg. (EC) No 1272/2008 (if applicable) and their amendments. Not classified as Dangerous Goods for transport purposes.**


DSD classification	In case of mixtures, classification has been prepared by following DPD (Directive 1999/45/EC) and CLP Regulation (EC) No 1272/2008 regulations
DPD classification [1]	R43   May cause SENSITISATION by skin contact.
Legend:	1. Classification by vendor; 2. Classification drawn from EC Directive 67/548/EEC - Annex I ; 3. Classification drawn from EC Directive 1272/2008 - Annex VI

Continued...

## Gingival Barrier

<b>Classification according to regulation (EC) No 1272/2008 [CLP] [1]</b>	Skin Sensitizer Category 1
<b>Legend:</b>	1. Classification by vendor; 2. Classification drawn from EC Directive 67/548/EEC - Annex I ; 3. Classification drawn from EC Directive 1272/2008 - Annex VI

### 2.2. Label elements

<b>CLP label elements</b>	
<b>SIGNAL WORD</b>	<b>WARNING</b>

### Hazard statement(s)

<b>H317</b>	May cause an allergic skin reaction.
-------------	--------------------------------------

### Supplementary statement(s)

Not Applicable

### Precautionary statement(s) Prevention

<b>P280</b>	Wear protective gloves/protective clothing/eye protection/face protection.
<b>P261</b>	Avoid breathing dust/fume/gas/mist/vapours/spray.
<b>P272</b>	Contaminated work clothing should not be allowed out of the workplace.

### Precautionary statement(s) Response

<b>P302+P352</b>	IF ON SKIN: Wash with plenty of water and soap.
<b>P333+P313</b>	If skin irritation or rash occurs: Get medical advice/attention.
<b>P362+P364</b>	Take off contaminated clothing and wash it before reuse.

### Precautionary statement(s) Storage

Not Applicable

### Precautionary statement(s) Disposal

<b>P501</b>	Dispose of contents/container in accordance with local regulations.
-------------	---

### 2.3. Other hazards

May produce discomfort of the eyes and skin\*.

REACH - Art.57-59: The mixture does not contain Substances of Very High Concern (SVHC) at the SDS print date.

## SECTION 3 COMPOSITION / INFORMATION ON INGREDIENTS

### 3.1. Substances

See 'Composition on ingredients' in Section 3.2

### 3.2. Mixtures

1.CAS No 2.EC No 3.Index No 4.REACH No	%[weight]	Name	Classification according to directive 67/548/EEC [DSD]	Classification according to regulation (EC) No 1272/2008 [CLP]
1. Not Available 2. Not Available 3. Not Available 4. Not Available	75-85	acrylic monomer	Not Applicable	Not Applicable
<b>Legend:</b>	1. Classification by vendor; 2. Classification drawn from EC Directive 67/548/EEC - Annex I ; 3. Classification drawn from EC Directive 1272/2008 - Annex VI 4. Classification drawn from C&L			

## SECTION 4 FIRST AID MEASURES

### 4.1. Description of first aid measures

<b>General</b>	<p>If skin contact occurs:</p> <ul style="list-style-type: none"> <li>▶ Immediately remove all contaminated clothing, including footwear.</li> <li>▶ Flush skin and hair with running water (and soap if available).</li> <li>▶ Seek medical attention in event of irritation.</li> </ul> <p>If this product comes in contact with the eyes:</p> <ul style="list-style-type: none"> <li>▶ Wash out immediately with fresh running water.</li> <li>▶ Ensure complete irrigation of the eye by keeping eyelids apart and away from eye and moving the eyelids by occasionally lifting the upper and lower lids.</li> <li>▶ Seek medical attention without delay; if pain persists or recurs seek medical attention.</li> <li>▶ Removal of contact lenses after an eye injury should only be undertaken by skilled personnel.</li> <li>▶ If fumes, aerosols or combustion products are inhaled remove from contaminated area.</li> <li>▶ Other measures are usually unnecessary.</li> </ul> <p>Seek medical attention.</p>
----------------	---

## Gingival Barrier

<b>Eye Contact</b>	<p>If this product comes in contact with the eyes:</p> <ul style="list-style-type: none"> <li>▶ Wash out immediately with fresh running water.</li> <li>▶ Ensure complete irrigation of the eye by keeping eyelids apart and away from eye and moving the eyelids by occasionally lifting the upper and lower lids.</li> <li>▶ Seek medical attention without delay; if pain persists or recurs seek medical attention.</li> <li>▶ Removal of contact lenses after an eye injury should only be undertaken by skilled personnel.</li> </ul>
<b>Skin Contact</b>	<p>If skin contact occurs:</p> <ul style="list-style-type: none"> <li>▶ Immediately remove all contaminated clothing, including footwear.</li> <li>▶ Flush skin and hair with running water (and soap if available).</li> <li>▶ Seek medical attention in event of irritation.</li> </ul>
<b>Inhalation</b>	<ul style="list-style-type: none"> <li>▶ If fumes, aerosols or combustion products are inhaled remove from contaminated area.</li> <li>▶ Other measures are usually unnecessary.</li> </ul>
<b>Ingestion</b>	Seek medical attention.

### 4.2 Most important symptoms and effects, both acute and delayed

See Section 11

### 4.3. Indication of any immediate medical attention and special treatment needed

Treat symptomatically.

## SECTION 5 FIREFIGHTING MEASURES

### 5.1. Extinguishing media

- ▶ Foam.
- ▶ Dry chemical powder.
- ▶ BCF (where regulations permit).
- ▶ Carbon dioxide.
- ▶ Water spray or fog - Large fires only.

### 5.2. Special hazards arising from the substrate or mixture

<b>Fire Incompatibility</b>	None known.
-----------------------------	-------------

### 5.3. Advice for firefighters

<b>Fire Fighting</b>	<ul style="list-style-type: none"> <li>▶ Alert Fire Brigade and tell them location and nature of hazard.</li> <li>▶ Wear breathing apparatus plus protective gloves in the event of a fire.</li> <li>▶ Prevent, by any means available, spillage from entering drains or water courses.</li> <li>▶ Use fire fighting procedures suitable for surrounding area.</li> <li>▶ <b>DO NOT</b> approach containers suspected to be hot.</li> <li>▶ Cool fire exposed containers with water spray from a protected location.</li> <li>▶ If safe to do so, remove containers from path of fire.</li> <li>▶ Equipment should be thoroughly decontaminated after use.</li> </ul>
<b>Fire/Explosion Hazard</b>	<ul style="list-style-type: none"> <li>▶ The material is not readily combustible under normal conditions.</li> <li>▶ However, it will break down under fire conditions and the organic component may burn.</li> <li>▶ Not considered to be a significant fire risk.</li> <li>▶ Heat may cause expansion or decomposition with violent rupture of containers.</li> <li>▶ Decomposes on heating and may produce toxic fumes of carbon monoxide (CO).</li> <li>▶ May emit acrid smoke.</li> </ul> <p>Other decomposition products include; carbon dioxide (CO<sub>2</sub>) May emit corrosive fumes.</p>

## SECTION 6 ACCIDENTAL RELEASE MEASURES

### 6.1. Personal precautions, protective equipment and emergency procedures

See section 8

### 6.2. Environmental precautions

See section 12

### 6.3. Methods and material for containment and cleaning up

<b>Minor Spills</b>	<ul style="list-style-type: none"> <li>▶ Clean up all spills immediately.</li> <li>▶ Avoid contact with skin and eyes.</li> <li>▶ Wear impervious gloves and safety goggles.</li> <li>▶ Trowel up/scrape up.</li> <li>▶ Place spilled material in clean, dry, sealed container.</li> <li>▶ Flush spill area with water.</li> </ul>
<b>Major Spills</b>	<p>Minor hazard.</p> <ul style="list-style-type: none"> <li>▶ Clear area of personnel.</li> <li>▶ Alert Fire Brigade and tell them location and nature of hazard.</li> <li>▶ Control personal contact with the substance, by using protective equipment as required.</li> <li>▶ Prevent spillage from entering drains or water ways.</li> <li>▶ Contain spill with sand, earth or vermiculite.</li> <li>▶ Collect recoverable product into labelled containers for recycling.</li> <li>▶ Absorb remaining product with sand, earth or vermiculite and place in appropriate containers for disposal.</li> <li>▶ Wash area and prevent runoff into drains or waterways.</li> <li>▶ If contamination of drains or waterways occurs, advise emergency services.</li> </ul>

### 6.4. Reference to other sections

Personal Protective Equipment advice is contained in Section 8 of the SDS.

## Gingival Barrier

### SECTION 7 HANDLING AND STORAGE

#### 7.1. Precautions for safe handling

<b>Safe handling</b>	<ul style="list-style-type: none"> <li>▶ Avoid all personal contact, including inhalation.</li> <li>▶ Wear protective clothing when risk of exposure occurs.</li> <li>▶ Use in a well-ventilated area.</li> <li>▶ Prevent concentration in hollows and sumps.</li> <li>▶ <b>DO NOT enter confined spaces until atmosphere has been checked.</b></li> <li>▶ <b>DO NOT allow material to contact humans, exposed food or food utensils.</b></li> <li>▶ Avoid contact with incompatible materials.</li> <li>▶ <b>When handling, DO NOT eat, drink or smoke.</b></li> <li>▶ Keep containers securely sealed when not in use.</li> <li>▶ Avoid physical damage to containers.</li> <li>▶ Always wash hands with soap and water after handling.</li> <li>▶ Work clothes should be laundered separately. Launder contaminated clothing before re-use.</li> <li>▶ Use good occupational work practice.</li> <li>▶ Observe manufacturer's storage and handling recommendations contained within this SDS.</li> <li>▶ Atmosphere should be regularly checked against established exposure standards to ensure safe working conditions are maintained.</li> </ul>
<b>Fire and explosion protection</b>	See section 5
<b>Other information</b>	Store between 10 and 25 deg. C. <b>Do not</b> store in direct sunlight.

#### 7.2. Conditions for safe storage, including any incompatibilities

<b>Suitable container</b>	<ul style="list-style-type: none"> <li>▶ <b>DO NOT repack.</b> Use containers supplied by manufacturer only.</li> <li>▶ Check that containers are clearly labelled and free from leaks</li> </ul>
<b>Storage incompatibility</b>	▶ Avoid storage with reducing agents.

#### 7.3. Specific end use(s)

See section 1.2

### SECTION 8 EXPOSURE CONTROLS / PERSONAL PROTECTION

#### 8.1. Control parameters

##### DERIVED NO EFFECT LEVEL (DNEL)

Not Available

##### PREDICTED NO EFFECT LEVEL (PNEC)

Not Available

##### OCCUPATIONAL EXPOSURE LIMITS (OEL)

##### INGREDIENT DATA

Source	Ingredient	Material name	TWA	STEL	Peak	Notes
Not Available	Not Available	Not Available	Not Available	Not Available	Not Available	Not Available

##### EMERGENCY LIMITS

Ingredient	Material name	TEEL-1	TEEL-2	TEEL-3
Gingival Barrier	Not Available	Not Available	Not Available	Not Available

Ingredient	Original IDLH	Revised IDLH
acrylic monomer	Not Available	Not Available


##### MATERIAL DATA

#### 8.2. Exposure controls

<b>8.2.1. Appropriate engineering controls</b>	<p>Engineering controls are used to remove a hazard or place a barrier between the worker and the hazard. Well-designed engineering controls can be highly effective in protecting workers and will typically be independent of worker interactions to provide this high level of protection.</p> <p>The basic types of engineering controls are:</p> <p>Process controls which involve changing the way a job activity or process is done to reduce the risk.</p> <p>Enclosure and/or isolation of emission source which keeps a selected hazard "physically" away from the worker and ventilation that strategically "adds" and "removes" air in the work environment. Ventilation can remove or dilute an air contaminant if designed properly. The design of a ventilation system must match the particular process and chemical or contaminant in use.</p> <p>Employers may need to use multiple types of controls to prevent employee overexposure.</p> <p>General exhaust is adequate under normal operating conditions. Local exhaust ventilation may be required in specific circumstances. If risk of overexposure exists, wear approved respirator. Correct fit is essential to obtain adequate protection. Provide adequate ventilation in warehouse or closed storage areas. Air contaminants generated in the workplace possess varying "escape" velocities which, in turn, determine the "capture velocities" of fresh circulating air required to effectively remove the contaminant.</p>						
	<table border="1" style="width: 100%;"> <thead> <tr> <th>Type of Contaminant:</th> <th>Air Speed:</th> </tr> </thead> <tbody> <tr> <td>solvent, vapours, degreasing etc., evaporating from tank (in still air).</td> <td>0.25-0.5 m/s (50-100 f/min)</td> </tr> <tr> <td>aerosols, fumes from pouring operations, intermittent container filling, low speed conveyer transfers, welding, spray drift, plating acid fumes, pickling (released at low velocity into zone of active generation)</td> <td>0.5-1 m/s (100-200 f/min.)</td> </tr> </tbody> </table>	Type of Contaminant:	Air Speed:	solvent, vapours, degreasing etc., evaporating from tank (in still air).	0.25-0.5 m/s (50-100 f/min)	aerosols, fumes from pouring operations, intermittent container filling, low speed conveyer transfers, welding, spray drift, plating acid fumes, pickling (released at low velocity into zone of active generation)	0.5-1 m/s (100-200 f/min.)
Type of Contaminant:	Air Speed:						
solvent, vapours, degreasing etc., evaporating from tank (in still air).	0.25-0.5 m/s (50-100 f/min)						
aerosols, fumes from pouring operations, intermittent container filling, low speed conveyer transfers, welding, spray drift, plating acid fumes, pickling (released at low velocity into zone of active generation)	0.5-1 m/s (100-200 f/min.)						

Continued...

## Gingival Barrier

	<p>direct spray, spray painting in shallow booths, drum filling, conveyer loading, crusher dusts, gas discharge (active generation into zone of rapid air motion)</p> <p>grinding, abrasive blasting, tumbling, high speed wheel generated dusts (released at high initial velocity into zone of very high rapid air motion).</p>	<p>1-2.5 m/s (200-500 f/min.)</p> <p>2.5-10 m/s (500-2000 f/min.)</p>										
	<p>Within each range the appropriate value depends on:</p> <table border="1"> <tr> <td>Lower end of the range</td> <td>Upper end of the range</td> </tr> <tr> <td>1: Room air currents minimal or favourable to capture</td> <td>1: Disturbing room air currents</td> </tr> <tr> <td>2: Contaminants of low toxicity or of nuisance value only.</td> <td>2: Contaminants of high toxicity</td> </tr> <tr> <td>3: Intermittent, low production.</td> <td>3: High production, heavy use</td> </tr> <tr> <td>4: Large hood or large air mass in motion</td> <td>4: Small hood-local control only</td> </tr> </table> <p>Simple theory shows that air velocity falls rapidly with distance away from the opening of a simple extraction pipe. Velocity generally decreases with the square of distance from the extraction point (in simple cases). Therefore the air speed at the extraction point should be adjusted, accordingly, after reference to distance from the contaminating source. The air velocity at the extraction fan, for example, should be a minimum of 1-2 m/s (200-400 f/min) for extraction of solvents generated in a tank 2 meters distant from the extraction point. Other mechanical considerations, producing performance deficits within the extraction apparatus, make it essential that theoretical air velocities are multiplied by factors of 10 or more when extraction systems are installed or used.</p>		Lower end of the range	Upper end of the range	1: Room air currents minimal or favourable to capture	1: Disturbing room air currents	2: Contaminants of low toxicity or of nuisance value only.	2: Contaminants of high toxicity	3: Intermittent, low production.	3: High production, heavy use	4: Large hood or large air mass in motion	4: Small hood-local control only
Lower end of the range	Upper end of the range											
1: Room air currents minimal or favourable to capture	1: Disturbing room air currents											
2: Contaminants of low toxicity or of nuisance value only.	2: Contaminants of high toxicity											
3: Intermittent, low production.	3: High production, heavy use											
4: Large hood or large air mass in motion	4: Small hood-local control only											
<b>8.2.2. Personal protection</b>												
<b>Eye and face protection</b>	<p>No special equipment for minor exposure i.e. when handling small quantities.</p> <p><b>OTHERWISE:</b></p> <ul style="list-style-type: none"> <li>▶ Safety glasses with side shields.</li> <li>▶ Contact lenses may pose a special hazard; soft contact lenses may absorb and concentrate irritants. A written policy document, describing the wearing of lenses or restrictions on use, should be created for each workplace or task. This should include a review of lens absorption and adsorption for the class of chemicals in use and an account of injury experience. Medical and first-aid personnel should be trained in their removal and suitable equipment should be readily available. In the event of chemical exposure, begin eye irrigation immediately and remove contact lens as soon as practicable. Lens should be removed at the first signs of eye redness or irritation - lens should be removed in a clean environment only after workers have washed hands thoroughly. [CDC NIOSH Current Intelligence Bulletin 59], [AS/NZS 1336 or national equivalent]</li> </ul>											
<b>Skin protection</b>	See Hand protection below											
<b>Hands/feet protection</b>	<ul style="list-style-type: none"> <li>▶ Wear chemical protective gloves, e.g. PVC.</li> <li>▶ Wear safety footwear or safety gumboots, e.g. Rubber</li> <li>▶ Rubber Gloves</li> </ul>											
<b>Body protection</b>	See Other protection below											
<b>Other protection</b>	<p>No special equipment needed when handling small quantities.</p> <p><b>OTHERWISE:</b></p> <ul style="list-style-type: none"> <li>▶ Overalls.</li> <li>▶ Barrier cream.</li> <li>▶ Eyewash unit.</li> </ul>											
<b>Thermal hazards</b>	Not Available											

**8.2.3. Environmental exposure controls**

See section 12

**SECTION 9 PHYSICAL AND CHEMICAL PROPERTIES****9.1. Information on basic physical and chemical properties**

<b>Appearance</b>	Blue coloured viscous/ flowable paste with ester-like odour.		
<b>Physical state</b>	Free-flowing Paste	<b>Relative density (Water = 1)</b>	Not Available
<b>Odour</b>	Not Available	<b>Partition coefficient n-octanol / water</b>	Not Available
<b>Odour threshold</b>	Not Available	<b>Auto-ignition temperature (°C)</b>	Not Available
<b>pH (as supplied)</b>	Not Available	<b>Decomposition temperature</b>	Not Available
<b>Melting point / freezing point (°C)</b>	Not Available	<b>Viscosity (cSt)</b>	Not Available
<b>Initial boiling point and boiling range (°C)</b>	Not Available	<b>Molecular weight (g/mol)</b>	Not Applicable
<b>Flash point (°C)</b>	Not Available	<b>Taste</b>	Not Available
<b>Evaporation rate</b>	Not Available	<b>Explosive properties</b>	Not Available
<b>Flammability</b>	Not Available	<b>Oxidising properties</b>	Not Available
<b>Upper Explosive Limit (%)</b>	Not Available	<b>Surface Tension (dyn/cm or mN/m)</b>	Not Available
<b>Lower Explosive Limit (%)</b>	Not Available	<b>Volatile Component (%vol)</b>	Not Available
<b>Vapour pressure (kPa)</b>	Not Available	<b>Gas group</b>	Not Available
<b>Solubility in water (g/L)</b>	Not Available	<b>pH as a solution (1%)</b>	Not Available

Continued...

## Gingival Barrier

Vapour density (Air = 1) | Not Available

VOC g/L | Not Available

## 9.2. Other information

Not Available

## SECTION 10 STABILITY AND REACTIVITY

10.1.Reactivity	See section 7.2
10.2.Chemical stability	Product is considered stable and hazardous polymerisation will not occur.
10.3. Possibility of hazardous reactions	See section 7.2
10.4. Conditions to avoid	See section 7.2
10.5. Incompatible materials	See section 7.2
10.6. Hazardous decomposition products	See section 5.3

## SECTION 11 TOXICOLOGICAL INFORMATION

## 11.1. Information on toxicological effects

Inhaled	The material is not thought to produce adverse health effects or irritation of the respiratory tract (as classified by EC Directives using animal models). Nevertheless, good hygiene practice requires that exposure be kept to a minimum and that suitable control measures be used in an occupational setting.	
Ingestion	The material has <b>NOT</b> been classified by EC Directives or other classification systems as "harmful by ingestion". This is because of the lack of corroborating animal or human evidence. The material may still be damaging to the health of the individual, following ingestion, especially where pre-existing organ (e.g liver, kidney) damage is evident. Present definitions of harmful or toxic substances are generally based on doses producing mortality rather than those producing morbidity (disease, ill-health). Gastrointestinal tract discomfort may produce nausea and vomiting. In an occupational setting however, ingestion of insignificant quantities is not thought to be cause for concern.	
Skin Contact	Limited evidence exists, or practical experience predicts, that the material either produces inflammation of the skin in a substantial number of individuals following direct contact, and/or produces significant inflammation when applied to the healthy intact skin of animals, for up to four hours, such inflammation being present twenty-four hours or more after the end of the exposure period. Skin irritation may also be present after prolonged or repeated exposure; this may result in a form of contact dermatitis (nonallergic). The dermatitis is often characterised by skin redness (erythema) and swelling (oedema) which may progress to blistering (vesiculation), scaling and thickening of the epidermis. At the microscopic level there may be intercellular oedema of the spongy layer of the skin (spongiosis) and intracellular oedema of the epidermis.	
Eye	Limited evidence exists, or practical experience suggests, that the material may cause eye irritation in a substantial number of individuals and/or is expected to produce significant ocular lesions which are present twenty-four hours or more after instillation into the eye(s) of experimental animals. Repeated or prolonged eye contact may cause inflammation characterised by temporary redness (similar to windburn) of the conjunctiva (conjunctivitis); temporary impairment of vision and/or other transient eye damage/ulceration may occur.	
Chronic	There exists limited evidence that shows that skin contact with the material is capable either of inducing a sensitisation reaction in a significant number of individuals, and/or of producing positive response in experimental animals.	
Gingival Barrier	TOXICITY	IRRITATION
	Not Available	Not Available
Legend:	1. Value obtained from Europe ECHA Registered Substances - Acute toxicity 2.* Value obtained from manufacturer's SDS. Unless otherwise specified data extracted from RTECS - Register of Toxic Effect of chemical Substances	

Acute Toxicity	☒	Carcinogenicity	☒
Skin Irritation/Corrosion	☒	Reproductivity	☒
Serious Eye Damage/Irritation	☒	STOT - Single Exposure	☒
Respiratory or Skin sensitisation	✓	STOT - Repeated Exposure	☒
Mutagenicity	☒	Aspiration Hazard	☒

Legend: ✗ – Data available but does not fill the criteria for classification  
✓ – Data required to make classification available  
☒ – Data Not Available to make classification

## SECTION 12 ECOLOGICAL INFORMATION

## 12.1. Toxicity

Ingredient	Endpoint	Test Duration (hr)	Species	Value	Source
Not Available	Not Applicable	Not Applicable	Not Applicable	Not Applicable	Not Applicable
Legend:	Extracted from 1. IUCLID Toxicity Data 2. Europe ECHA Registered Substances - Ecotoxicological Information - Aquatic Toxicity 3. EPIWIN Suite V3.12 - Aquatic Toxicity Data (Estimated) 4. US EPA, Ecotox database - Aquatic Toxicity Data 5. ECETOC Aquatic Hazard Assessment Data 6. NITE (Japan) - Bioconcentration Data 7. METI (Japan) - Bioconcentration Data 8. Vendor Data				

**DO NOT** discharge into sewer or waterways.

## 12.2. Persistence and degradability

Ingredient	Persistence: Water/Soil	Persistence: Air
------------	-------------------------	------------------

Continued...



## Gingival Barrier

No Data available for all ingredients

No Data available for all ingredients

### 12.3. Bioaccumulative potential

Ingredient	Bioaccumulation
	No Data available for all ingredients

### 12.4. Mobility in soil

Ingredient	Mobility
	No Data available for all ingredients

### 12.5. Results of PBT and vPvB assessment

	P	B	T
Relevant available data	Not Available	Not Available	Not Available
PBT Criteria fulfilled?	Not Available	Not Available	Not Available

### 12.6. Other adverse effects

No data available

## SECTION 13 DISPOSAL CONSIDERATIONS

### 13.1. Waste treatment methods

Product / Packaging disposal	Consult State Land Waste Management Authority for disposal. Bury residue in an authorised landfill.
Waste treatment options	Not Available
Sewage disposal options	Not Available

## SECTION 14 TRANSPORT INFORMATION

### Labels Required

Marine Pollutant	NO
HAZCHEM	Not Applicable

### Land transport (ADR): NOT REGULATED FOR TRANSPORT OF DANGEROUS GOODS

14.1. UN number	Not Applicable										
14.2. Packing group	Not Applicable										
14.3. UN proper shipping name	Not Applicable										
14.4. Environmental hazard	Not Applicable										
14.5. Transport hazard class(es)	<table border="1"> <tbody> <tr> <td>Class</td> <td>Not Applicable</td> </tr> <tr> <td>Subrisk</td> <td>Not Applicable</td> </tr> </tbody> </table>	Class	Not Applicable	Subrisk	Not Applicable						
Class	Not Applicable										
Subrisk	Not Applicable										
14.6. Special precautions for user	<table border="1"> <tbody> <tr> <td>Hazard identification (Kemler)</td> <td>Not Applicable</td> </tr> <tr> <td>Classification code</td> <td>Not Applicable</td> </tr> <tr> <td>Hazard Label</td> <td>Not Applicable</td> </tr> <tr> <td>Special provisions</td> <td>Not Applicable</td> </tr> <tr> <td>Limited quantity</td> <td>Not Applicable</td> </tr> </tbody> </table>	Hazard identification (Kemler)	Not Applicable	Classification code	Not Applicable	Hazard Label	Not Applicable	Special provisions	Not Applicable	Limited quantity	Not Applicable
Hazard identification (Kemler)	Not Applicable										
Classification code	Not Applicable										
Hazard Label	Not Applicable										
Special provisions	Not Applicable										
Limited quantity	Not Applicable										

### Air transport (ICAO-IATA / DGR): NOT REGULATED FOR TRANSPORT OF DANGEROUS GOODS

14.1. UN number	Not Applicable								
14.2. Packing group	Not Applicable								
14.3. UN proper shipping name	Not Applicable								
14.4. Environmental hazard	Not Applicable								
14.5. Transport hazard class(es)	<table border="1"> <tbody> <tr> <td>ICAO/IATA Class</td> <td>Not Applicable</td> </tr> <tr> <td>ICAO / IATA Subrisk</td> <td>Not Applicable</td> </tr> <tr> <td>ERG Code</td> <td>Not Applicable</td> </tr> </tbody> </table>	ICAO/IATA Class	Not Applicable	ICAO / IATA Subrisk	Not Applicable	ERG Code	Not Applicable		
ICAO/IATA Class	Not Applicable								
ICAO / IATA Subrisk	Not Applicable								
ERG Code	Not Applicable								
14.6. Special precautions for user	<table border="1"> <tbody> <tr> <td>Special provisions</td> <td>Not Applicable</td> </tr> <tr> <td>Cargo Only Packing Instructions</td> <td>Not Applicable</td> </tr> <tr> <td>Cargo Only Maximum Qty / Pack</td> <td>Not Applicable</td> </tr> <tr> <td>Passenger and Cargo Packing Instructions</td> <td>Not Applicable</td> </tr> </tbody> </table>	Special provisions	Not Applicable	Cargo Only Packing Instructions	Not Applicable	Cargo Only Maximum Qty / Pack	Not Applicable	Passenger and Cargo Packing Instructions	Not Applicable
Special provisions	Not Applicable								
Cargo Only Packing Instructions	Not Applicable								
Cargo Only Maximum Qty / Pack	Not Applicable								
Passenger and Cargo Packing Instructions	Not Applicable								

Continued...

## Gingival Barrier

	Passenger and Cargo Maximum Qty / Pack	Not Applicable
	Passenger and Cargo Limited Quantity Packing Instructions	Not Applicable
	Passenger and Cargo Limited Maximum Qty / Pack	Not Applicable

**Sea transport (IMDG-Code / GGVSee): NOT REGULATED FOR TRANSPORT OF DANGEROUS GOODS**

<b>14.1. UN number</b>	Not Applicable	
<b>14.2. Packing group</b>	Not Applicable	
<b>14.3. UN proper shipping name</b>	Not Applicable	
<b>14.4. Environmental hazard</b>	Not Applicable	
<b>14.5. Transport hazard class(es)</b>	IMDG Class	Not Applicable
	IMDG Subrisk	Not Applicable
<b>14.6. Special precautions for user</b>	EMS Number	Not Applicable
	Special provisions	Not Applicable
	Limited Quantities	Not Applicable

**Inland waterways transport (ADN): NOT REGULATED FOR TRANSPORT OF DANGEROUS GOODS**

<b>14.1. UN number</b>	Not Applicable	
<b>14.2. Packing group</b>	Not Applicable	
<b>14.3. UN proper shipping name</b>	Not Applicable	
<b>14.4. Environmental hazard</b>	Not Applicable	
<b>14.5. Transport hazard class(es)</b>	Not Applicable	Not Applicable
<b>14.6. Special precautions for user</b>	Classification code	Not Applicable
	Special provisions	Not Applicable
	Limited quantity	Not Applicable
	Equipment required	Not Applicable
	Fire cones number	Not Applicable

**Transport in bulk according to Annex II of MARPOL and the IBC code**

Not Applicable

**SECTION 15 REGULATORY INFORMATION****15.1. Safety, health and environmental regulations / legislation specific for the substance or mixture**

This safety data sheet is in compliance with the following EU legislation and its adaptations - as far as applicable - : 67/548/EEC, 1999/45/EC, 98/24/EC, 92/85/EC, 94/33/EC, 91/689/EEC, 1999/13/EC, Commission Regulation (EU) 2015/830, Regulation (EC) No 1272/2008 and their amendments as well as the following British legislation: - The Control of Substances Hazardous to Health Regulations (COSHH) 2002 - COSHH Essentials - The Management of Health and Safety at Work Regulations 1999

**15.2. Chemical safety assessment**

For further information please look at the Chemical Safety Assessment and Exposure Scenarios prepared by your Supply Chain if available.

**ECHA SUMMARY**

National Inventory	Status
Australia - AICS	Y
Canada - DSL	Y
Canada - NDSL	Y
China - IECSC	Y
Europe - EINEC / ELINCS / NLP	Y
Japan - ENCS	Y
Korea - KECI	Y
New Zealand - NZIoC	Y
Philippines - PICCS	Y
USA - TSCA	Y
<b>Legend:</b>	Y = All ingredients are on the inventory N = Not determined or one or more ingredients are not on the inventory and are not exempt from listing (see specific ingredients in brackets)

**SECTION 16 OTHER INFORMATION**

## Gingival Barrier

### Full text Risk and Hazard codes

### Other information

### DSD / DPD label elements



Relevant risk statements are found in section 2.1

Indication(s) of danger	Xi
<b>SAFETY ADVICE</b>	
<b>S02</b>	Keep out of reach of children.
<b>S23</b>	Do not breathe gas/fumes/vapour/spray.
<b>S24</b>	Avoid contact with skin.
<b>S35</b>	This material and its container must be disposed of in a safe way.
<b>S37</b>	Wear suitable gloves.
<b>S40</b>	To clean the floor and all objects contaminated by this material, use water and detergent.
<b>S46</b>	If swallowed, seek medical advice immediately and show this container or label.
<b>S56</b>	Dispose of this material and its container at hazardous or special waste collection point.

Classification of the preparation and its individual components has drawn on official and authoritative sources as well as independent review by SDI Limited using available literature references.

The SDS is a Hazard Communication tool and should be used to assist in the Risk Assessment. Many factors determine whether the reported Hazards are Risks in the workplace or other settings. Risks may be determined by reference to Exposures Scenarios. Scale of use, frequency of use and current or available engineering controls must be considered.

For detailed advice on Personal Protective Equipment, refer to the following EU CEN Standards:

EN 166 Personal eye-protection

EN 340 Protective clothing

EN 374 Protective gloves against chemicals and micro-organisms

EN 13832 Footwear protecting against chemicals

EN 133 Respiratory protective devices

### Definitions and abbreviations

PC – TWA: Permissible Concentration-Time Weighted Average

PC – STEL: Permissible Concentration-Short Term Exposure Limit

IARC: International Agency for Research on Cancer

ACGIH: American Conference of Governmental Industrial Hygienists

STEL: Short Term Exposure Limit

TEEL: Temporary Emergency Exposure Limit.

IDLH: Immediately Dangerous to Life or Health Concentrations

OSF: Odour Safety Factor

NOAEL: No Observed Adverse Effect Level

LOAEL: Lowest Observed Adverse Effect Level

TLV: Threshold Limit Value

LOD: Limit Of Detection

OTV: Odour Threshold Value

BCF: BioConcentration Factors

BEI: Biological Exposure Index

The information contained in the Safety Data Sheet is based on data considered to be accurate, however, no warranty is expressed or implied regarding the accuracy of the data or the results to be obtained from the use thereof.

Other information:

Prepared by: SDI Limited

3-15 Brunson Street, Bayswater Victoria, 3153, Australia

Phone Number: +61 3 8727 7111

Date of preparation/revision: 23rd September 2015

Department issuing SDS: Research and Development

Contact: Technical Director